

## SPECIAL PIECES



**COPING TILE** 30x60/ 40x80/ 40x100/ 40x120  
with non-drip edge on three sides

**COPING TILE** 30x60/ 40x80/ 40x100/ 40x120  
with non-drip edge on two long sides



**STEP TILE** 30x60/ 40x80/ 40x100/ 40x120  
on long side only

**STEP TILE** 30x60/ 40x80/ 40x100/ 40x120  
long side + right

**STEP TILE** 30x60/ 40x80/ 40x100/ 40x120  
long side + left

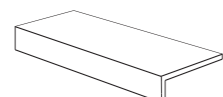
**STEP TILE** 30x60/ 40x80/ 40x100/ 40x120  
long side + right + left



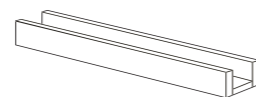
**RISER TILE** 20x60/ 20x80/ 20x100/ 20x120  
no shaped edges

**RISER TILE** 20x60/ 20x80/ 20x100/ 20x120  
with one shaped edge (R/L reversible)

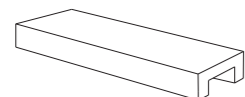
**RISER TILE** 20x60/ 20x80/ 20x100/ 20x120  
with both shaped edges



**L-EDGING TILE** 15x60x4/ 15x80x4/ 15x100x4/ 15x120x4



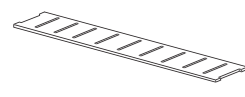
**GUTTER TILE** 15x60x8/ 15x80x8/ 15x50x8



**U-EDGING TILE** 15x60x15/ 15x80x15/ 15x50x15



**L-KERB TILE** 15x60x20/ 15x80x20/ 15x50x20




**GRID TILE** 15x60

## SPECIAL PIECES



**COPING TILE** 30x60  
with non-drip edge on three sides  
○NON-DRIP EDGE DETAIL



**STEP TILE** 30x60  
on long side only



**STEP TILE** 30x60  
long side + left



**RISER TILE** 20x60  
with both shaped edges



**L-EDGING TILE** 15x60x4



**GUTTER TILE** 15x60x8



**GRID TILE** 15x60



**L-KERB TILE** 15x60x20



**U-EDGING TILE** 15x60x15